

Series 213 Product Overview

Features:

- Low profile
- Large handle clearance in the open position
- Available in stainless steel
- BLK models feature a black, non-reflective finish

Applications:

- Assembly
- Checking fixtures
- Closures
- Woodworking

Also Available:

See page 7.1 for accessories
Accommodates M5 or #10 spindle accessory

213-U
Flanged Base
U-Bar




213-U-LS-BLK ⓘ
Blackout Series
Flanged Base
U-Bar



213-USS
Flanged Base
U-Bar, Stainless
Steel



213-UB
Straight Base
U-Bar



213-UB-LS-BLK ⓘ
Blackout Series
Straight Base
U-Bar



213-U-L ⓘ
Flanged Base
Open Bar



213-U-L-BLK ⓘ
Flanged Base
Open Bar



213-UB-L ⓘ
Straight Base
Open Bar



213-UB-L-BLK ⓘ
Blackout Series
Straight Base
Open Bar



Note: Clamps shown with included accessories.

ⓘ This item is available upon request

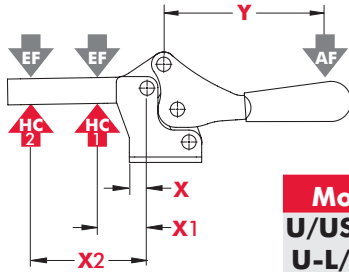
Series 213 Technical Information

Model	Max. Holding Capacity	Clamp Bar Opening (+10°)	Handle Opening (+10°)	Weight	Accessories (Supplied)	
					Spindle Assembly	Flanged Washers
213-U	670 N [150 lbf]	90°	60°	0,08kg [0.17lb]	213208-M	102111
213-U-LS-BLK ⓘ					--	102111-BLK
213-USS					201943-M	102911
213-UB					213208-M	102111
213-UB-LS-BLK ⓘ					--	102111-BLK
213-U-L ⓘ						102111
213-U-L-BLK ⓘ						102111-BLK
213-UB-L ⓘ						102111
213-UB-L-BLK ⓘ						102111-BLK

ⓘ This item is available upon request



Series 213 Holding Capacities

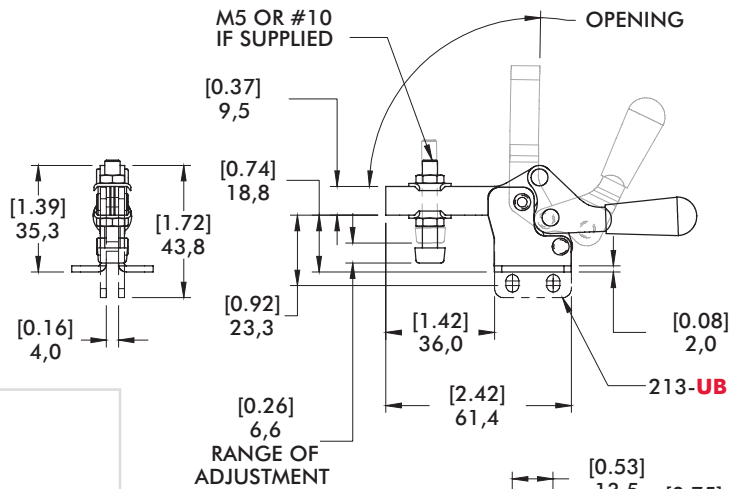
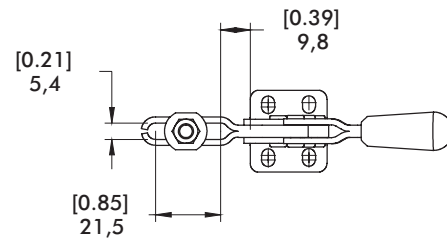



Model	X	X1	X2	Y	±HC1	±HC2	±EF(X1):AF	±EF(X2):AF
U/USS/UB	[0.36]	[0.75]	[1.63]	[1.81]	[150lbf.]	[70lbf.]	7:1	3:1
U-L/UB-L	9,3	19	41,4	46	670N	310N		

Dimensions shown "mm [inch]" ± HC = Holding Capacity, EF = Exerting Force, AF = Applied Force
Refer to page 15.4 for additional information.

Series 213 Standard Clamp Dimensions -U/-USS/-UB

213-U
Flanged Base
U-Bar

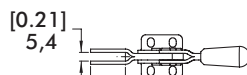


Series 213 Open Bar



Flanged Base
Model
213-U-L ⓘ

See page 7.7 for Complete offering of Open bar accessories



Straight Base
Model
213-UB-L ⓘ

